



# 2010-2011 GMT Reports for District (or Undistricted) District 410 A REP OF SOUTH

GMT: **Robert B Fowler**

Location: **REP OF SOUTH AFRICA**

GMT CA: **6**

## CLUBS

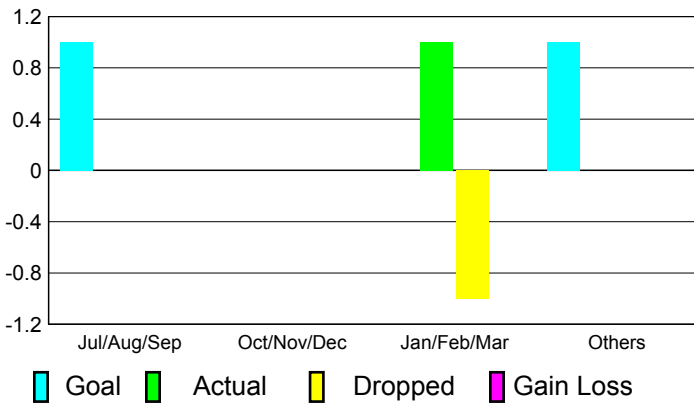
**Club Results  
2010-2011**

**Clubs  
2009-2010**

Month	New Club Goal	Actual New Clubs	Actual Dropped Clubs	Gain/Loss of Clubs	Gain/Loss of Clubs
Jul/Aug/Sep	1	0	0	0	0
Oct/Nov/Dec	0	0	0	0	0
Jan/Feb/Mar	0	1	-1	0	0
Apr/May/Jun	1	0	0	0	0
<b>Totals</b>	<b>2</b>	<b>1</b>	<b>-1</b>	<b>0</b>	<b>0</b>


### Club Results 2010-2011

Goal, New, Dropped, Gain/Loss



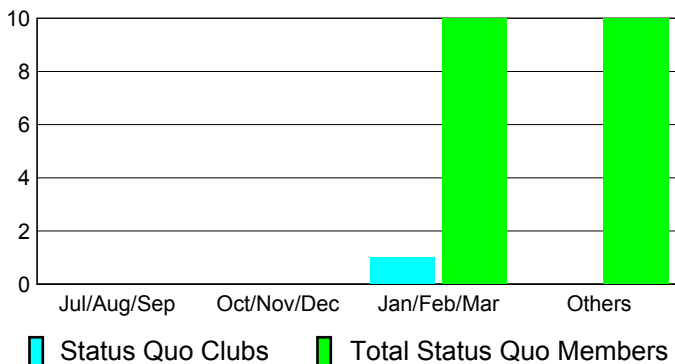
### Comparison of Club Gain/Loss

Current Year Compared to the Previous Year



### YTD Status Quo Clubs 2010-2011

Status Quo Clubs Compared to Status Quo Members



## MEMBERSHIP

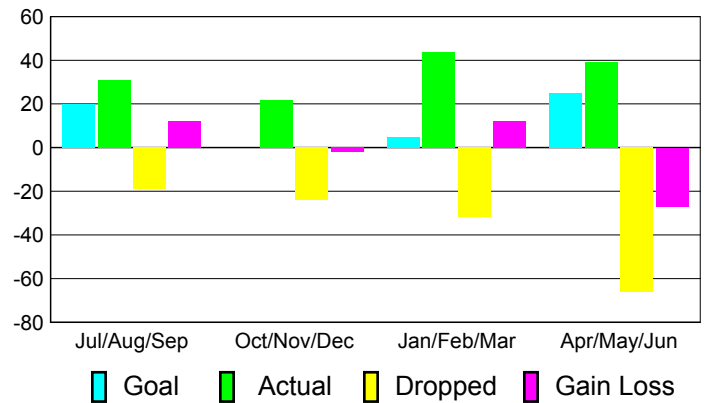
**Membership Results  
2010-2011**

**Membership  
2009-2010**

Month	Net Memb Goal	Actual New Memb	Actual Dropped Memb	Gain/Loss of Memb	Gain/Loss of Memb
Jul/Aug/Sep	20	31	-19	12	1
Oct/Nov/Dec	0	22	-24	-2	-12
Jan/Feb/Mar	5	44	-32	12	-33
Apr/May/Jun	25	39	-66	-27	-22
<b>Totals</b>	<b>50</b>	<b>136</b>	<b>-141</b>	<b>-5</b>	<b>-66</b>

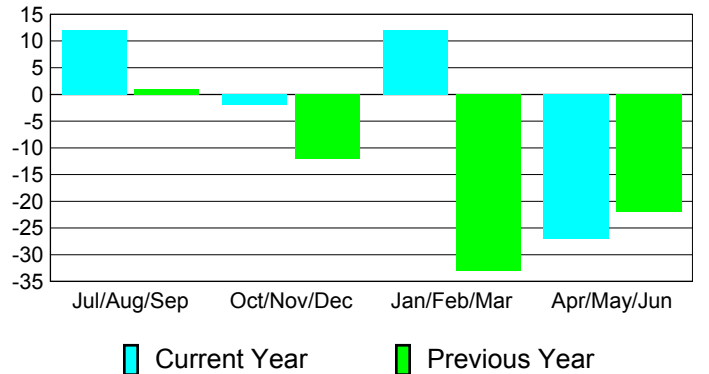
### Membership Results 2010-2011

Goal, New, Dropped, Gain/Loss

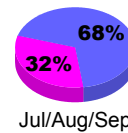


### Comparison of Membership Gain/Loss

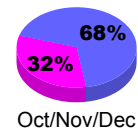
Current Year Compared to the Previous Year



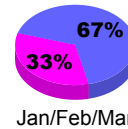
### Gender Comparison 2010-2011



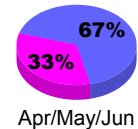
Jul/Aug/Sep



Oct/Nov/Dec



Jan/Feb/Mar



Apr/May/Jun

Male

Female



# 2010-2011 GMT Reports for District (or Undistricted) District 410 A NAMIBIA

GMT: **Robert B Fowler**

Location: **NAMIBIA**

GMT CA: **6**

## CLUBS

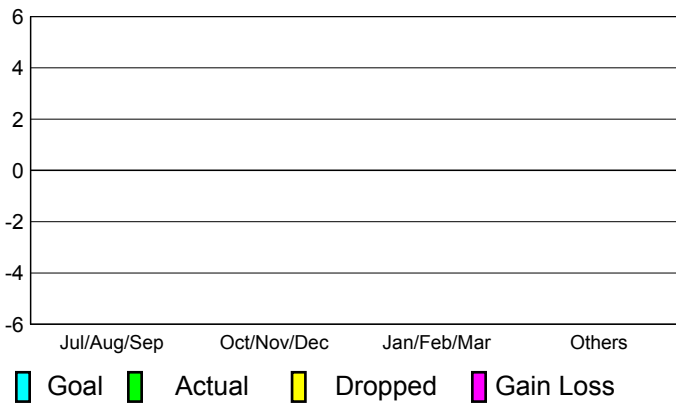
**Club Results  
2010-2011**

**Clubs  
2009-2010**

Month	New Club Goal	Actual New Clubs	Actual Dropped Clubs	Gain/Loss of Clubs	Gain/Loss of Clubs
Jul/Aug/Sep	0	0	0	0	0
Oct/Nov/Dec	0	0	0	0	0
Jan/Feb/Mar	0	0	0	0	0
Apr/May/Jun	0	0	0	0	0
<b>Totals</b>	<b>0</b>	<b>0</b>	<b>0</b>	<b>0</b>	<b>0</b>


### Club Results 2010-2011

Goal, New, Dropped, Gain/Loss




### Comparison of Club Gain/Loss

Current Year Compared to the Previous Year



### YTD Status Quo Clubs 2010-2011

Status Quo Clubs Compared to Status Quo Members



## MEMBERSHIP

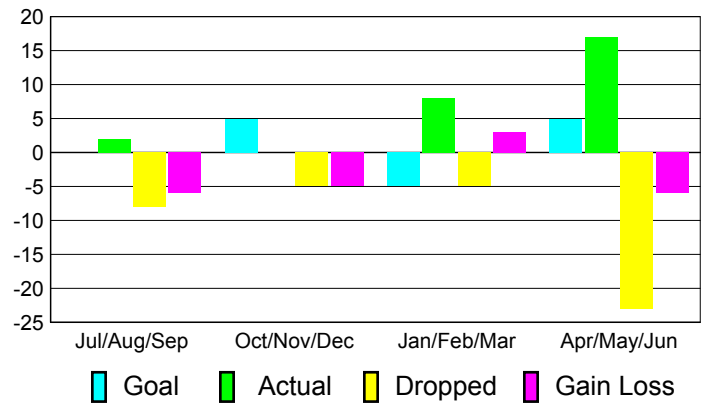
**Membership Results  
2010-2011**

**Membership  
2009-2010**

Month	Net Memb Goal	Actual New Memb	Actual Dropped Memb	Gain/Loss of Memb	Gain/Loss of Memb
Jul/Aug/Sep	0	2	-8	-6	1
Oct/Nov/Dec	5	0	-5	-5	0
Jan/Feb/Mar	-5	8	-5	3	-3
Apr/May/Jun	5	17	-23	-6	-9
<b>Totals</b>	<b>5</b>	<b>27</b>	<b>-41</b>	<b>-14</b>	<b>-11</b>

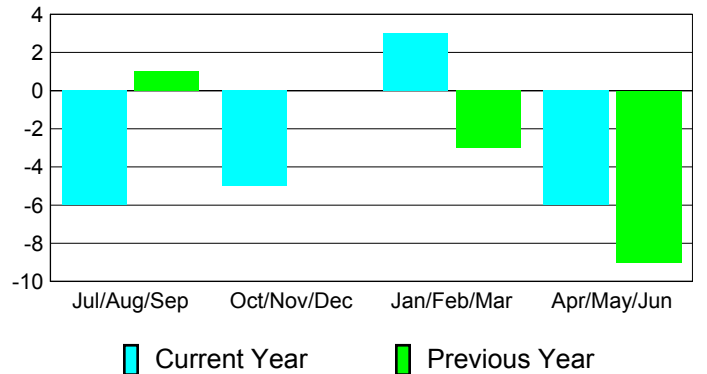
### Membership Results 2010-2011

Goal, New, Dropped, Gain/Loss

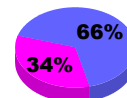


### Comparison of Membership Gain/Loss

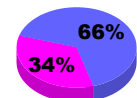
Current Year Compared to the Previous Year



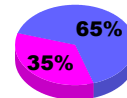
### Gender Comparison 2010-2011



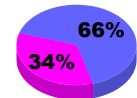
Jul/Aug/Sep



Oct/Nov/Dec



Jan/Feb/Mar



Apr/May/Jun

Male

Female